

P.C.A.S.A. TEAM ON THE FLAT DRESSAGE TEST No. 1 - issued 1/1/2008

Team: _____

Note: SHOULD A HORSE LEAVE THE ARENA 10 PENALTIES AND CONTINUE.

Penalties: Wrong Course - 1st Time - 2 Points, 2nd Time - 5 Points, 3rd Time - 10 Points, 4th Time - Elim.

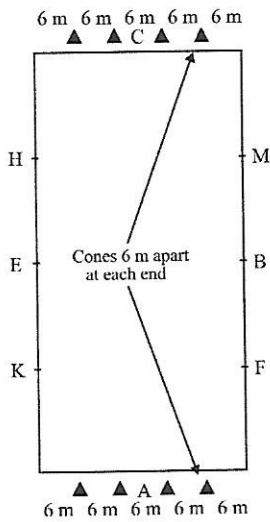
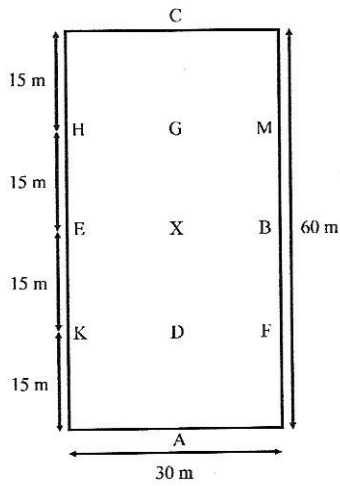
Use of voice - 2 points each time, with the exception of the Team Captain who is permitted to whisper short commands only.

No whips allowed

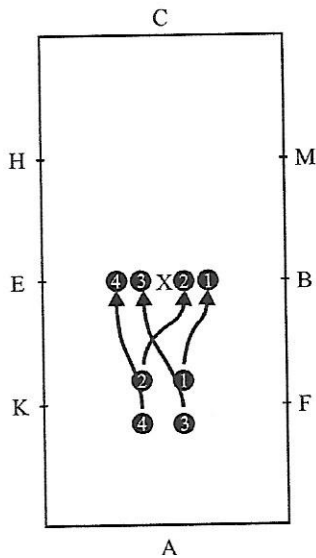
		TEST	MAX MARK	JUDGES MARKS	REMARKS
1	A X	Enter in pairs, trot rising, 10 m between pairs. Form section, Halt, Salute. Riders in order 4, 3, 2, 1. Proceed at trot rising	10		
2	C E Between E & K	Wheel Left Circle 20 metres diameter trot rising. Form single file, outside rider first	10		
3		Turn left in line abreast from markers at top of school. At bottom of school 1 & 2 turn right and 3 & 4 turn left to form two single files.	10		
4	MXK or HXF	Trot rising. Change rein. Passing at X in this order 1, 4, 2, 3. Pass at A keeping to left.	10		
5	E or B	In next corner canter. Pass at C, (keep left). Sitting Trot	10		
6	A X C	Between F & A and K & A form pairs. Turn up centre. Form section. Halt. Move off in section at walk. Turn right and sitting trot.	10		
7	MXK A	Change the rein Rising Trot	10		
8	Between F & M	Form single file, outside riders ride on.	10		
9	M C Between C & H	Sitting trot. Canter left circle 20 m. Form pairs rising trot. Follow track in pairs.	10		
10	A X G	Turn up centre, form section. (Riders in order 2, 1, 4, 3.) Walk Halt - Salute.	10		
11		Right Wheel onto centre line. Leave the arena in pairs trot rising. Riders 1 & 2 leading.	10		
		Team Co-operation	10		
Total Points			120		

JUDGE'S SIGNATURE:

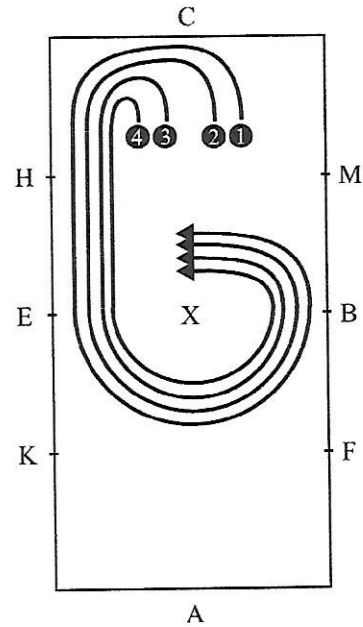
P.C.A.S.A. TEAM ON THE FLAT DRESSAGE TEST No. 1 - issued 1/1/2008



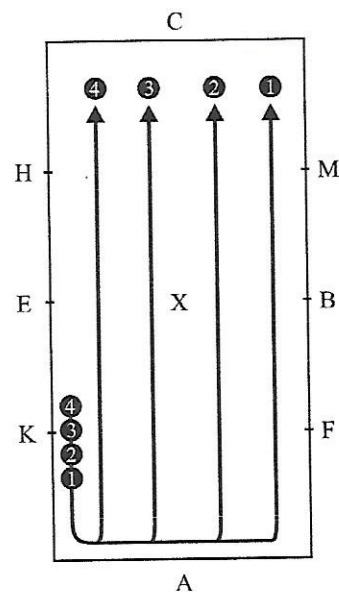
1.	A	Enter in pairs, trot rising, 10 m between pairs.
	X	Form section, Halt, Salute. Riders in order 4, 3, 2, 1. Proceed at trot rising



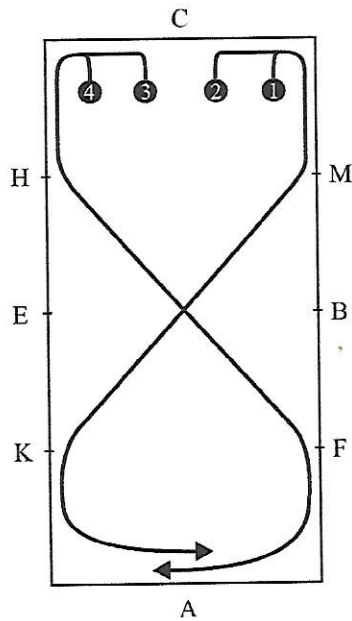
2.	C	Wheel Left
	E	Circle 20 metres diameter trot rising.
	Between E & K	Form single file, outside rider first



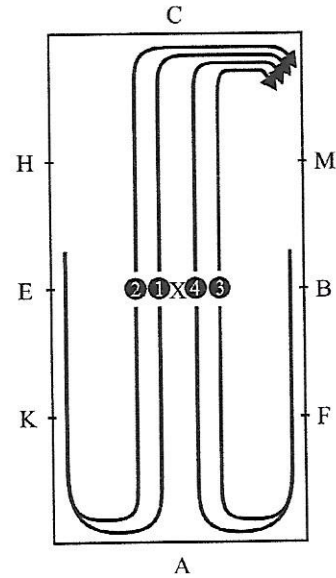
3.		Outside riders ride on across the top of the school in single file; when at markers, turn left and proceed down the school in line abreast.
----	--	---



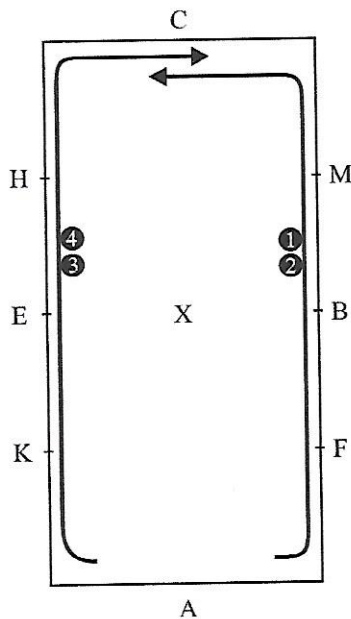
4.		On reaching the bottom of the school Riders 1 & 2 turn right and riders 3 & 4 turn left.
	MXK or HXF	Trot rising, change rein with riders passing at X in this order: 1, 4, 2, 3.
	A	Pass at A keeping right hand to right hand.



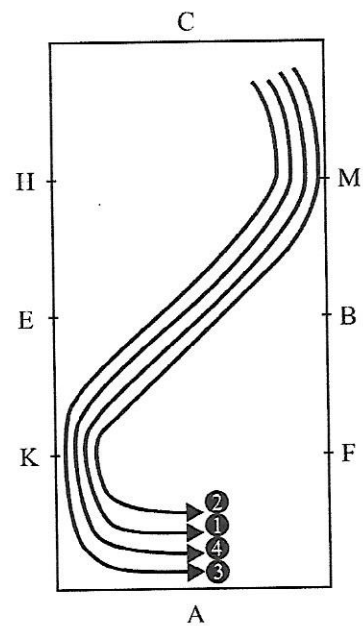
6.		Between F/A and K/A form half sections
	X	Between A and X form section.
	C	Halt. Move off in section at walk.
	C	Wheel right and sitting trot.



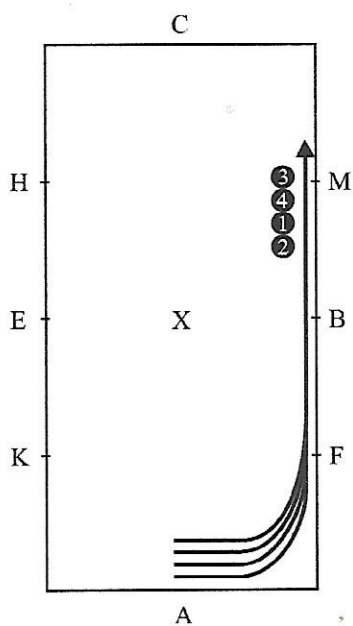
5.		In the next corner, canter with the appropriate leg leading.
	C	Pass at C keeping right hand to right hand.
	E or B	Sitting Trot



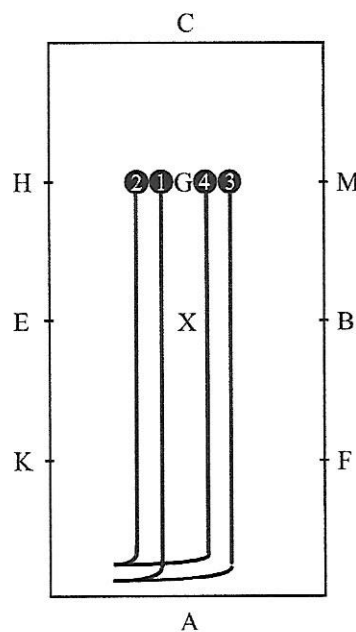
7.		Sitting trot.
	MXK	Change the rein.
	A	Rising trot.



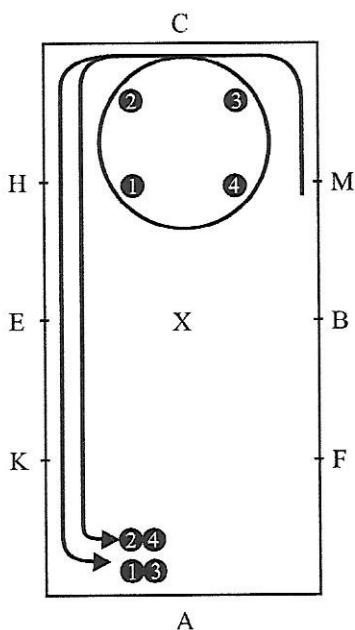
8.	Between F & M	Outside riders ride on, form single file.
----	---------------	---



10.	Between A & X	Form section - riders line up in order 2, 1, 4, 3.
	X	Walk.
	G	Halt, Salute.



9.	M	As each rider passes M, sitting trot.
	C	Each rider canter left and circle 20 metres diameter.
	Between C & H	Form half-sections, rising trot.



11.		Wheel right onto centre line. When straight, trot rising.
	A	Leave the Arena in half-sections, firstly riders 1 & 2, followed by riders 3 & 4.

