

P.C.A.S.A. TEAM ON THE FLAT DRESSAGE TEST No. 3 - issued 1/1/2007

Team: _____

Note: SHOULD A HORSE LEAVE THE ARENA 10 PENALTIES AND CONTINUE.

Penalties: Wrong Course - 1st Time - 2 Points, 2nd Time - 5 Points, 3rd Time - 10 Points, 4th Time - Elim.

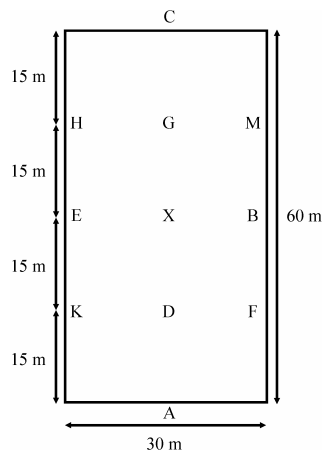
Use of voice - 2 points each time, with the exception of the Team Captain who is permitted to whisper short commands only.

No whips allowed

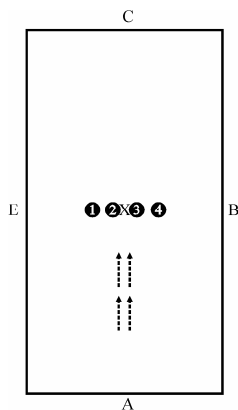
		TEST	MAX MARK	JUDGES MARKS	REMARKS
1	A X	Enter at trot in single file. Halt, form up along BXE line and salute. 1&2 to left of X, 3&4 to right of X. Proceed at trot	10		
2	X	Riders 1&2 ½ wheel left, riders 3&4 ½ wheel right. Upon touching long side into single file outside riders 2&3 leading at trot.	10		
3	A F or K X	Pass right hand to right hand. Cross arena. 2&3, 1&4 pair up and go up centre line to C.	10		
4	C	1 st pair 2&3 turn left. 2 nd pair 1&4 turn right.	10		
5	E	3&2 turn left or B 1&4 turn right and head across the arena as a pair. Pass right hand to right hand. Change rein and form a single file, 3&1 leading. Continue around the arena until B or E.	10		
6	B or E	15 m circle at B or E. Two riders in single file on circle at trot. When riders touch the centre line 1 goes in front of 3 followed by 4 then 2.	10		
7	H or M	3&2 canter between H&C, 1&4 canter between M&C passing right hand to right hand at C			
8	F or K A C	Trot Up centre line in pairs. 1 st pair 1&3 turn right and pair 2&4 turn left.	10		
9	M or H	Change rein in pairs, 1 st pair crossing first.	10		
10	A C	Up centre line in fours. Turn right.	10		
11	M to K A X	Cross over in fours and change rein. Down centre line in fours. Branch off into pairs 2&4 to M, 1&3 to H.	10		
12	C F & K A	Between H&C and M&C canter. Pass right hand to right hand. Trot Centre line in fours.	10		
13.	X	Halt & Salute 1&3 wheel right, 2&4 wheel left. Upon returning to centre line 1&3 leading followed by 2&4. Leave arena at Trot.	10		
		Team Co-operation	10		
Total Points			140		

JUDGE'S SIGNATURE:

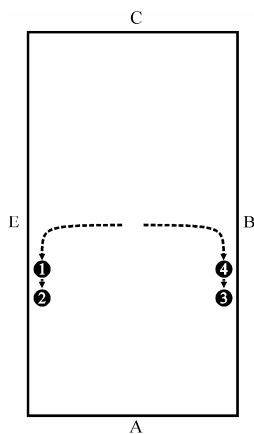
**P.C.A.S.A. TEAM ON THE FLAT
DRESSAGE TEST No. 3
- issued 1/1/2007**



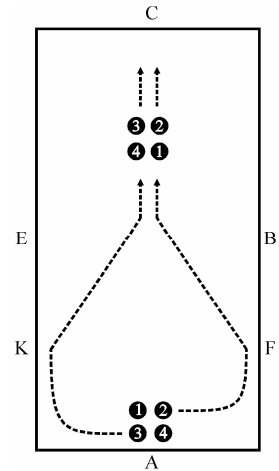
1. A Enter at trot in single file.
- X Halt form up along BXE line and salute. 1&2 to left of X, 3&4 to right of X. Proceed at trot.



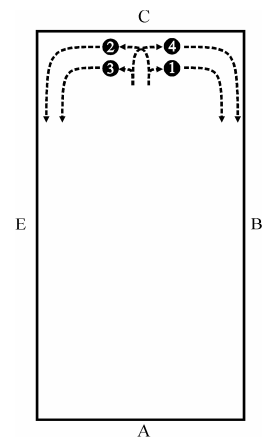
2. X Riders 1&2 ½ wheel left. Riders 3&4 ½ wheel right. Upon touching long side into single file outside riders 2&3 leading at trot.



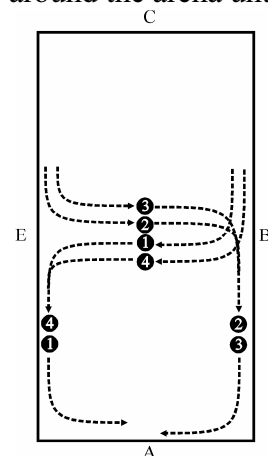
3. A Pass right hand to right hand
- F or K Cross arena
- X 2&3, 1&4 pair up and go up centre line to C.



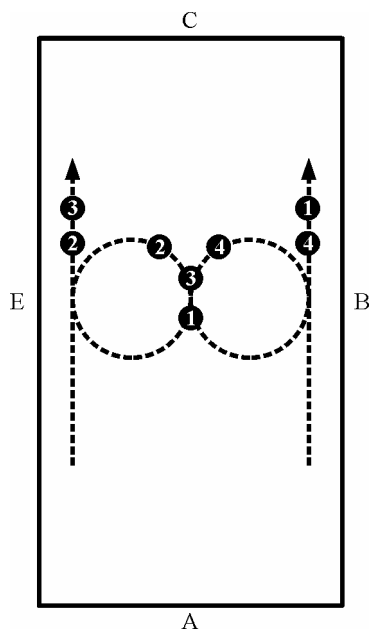
4. C 1st pair 2&3 turn left
- 2nd pair 1&4 turn right



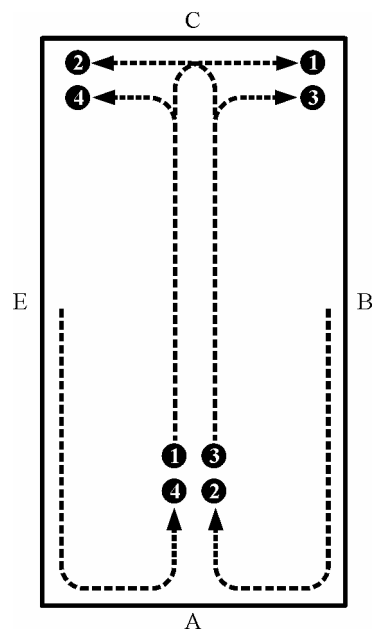
5. E 3&2 turn left or B 1&4 turn right and head across the arena as a pair. Pass right hand to right hand. Change rein and form a single file. 3&1 leading. Continue around the arena until B or E.



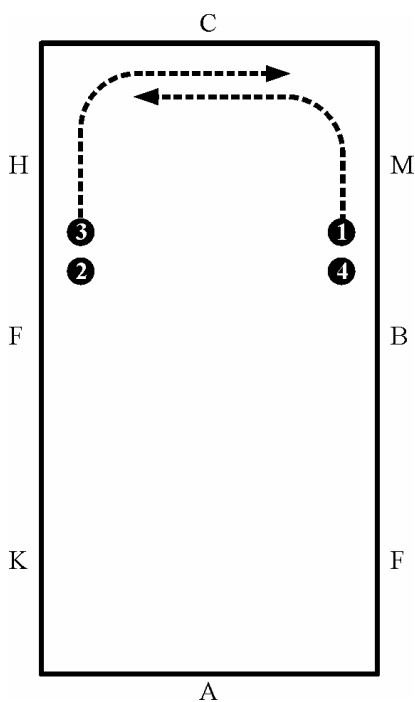
6. B or E 15 m circle at B or E. Two riders in single file on circle at trot. When riders touch the centre line 1 goes in front of 3 followed by 4 then 2.



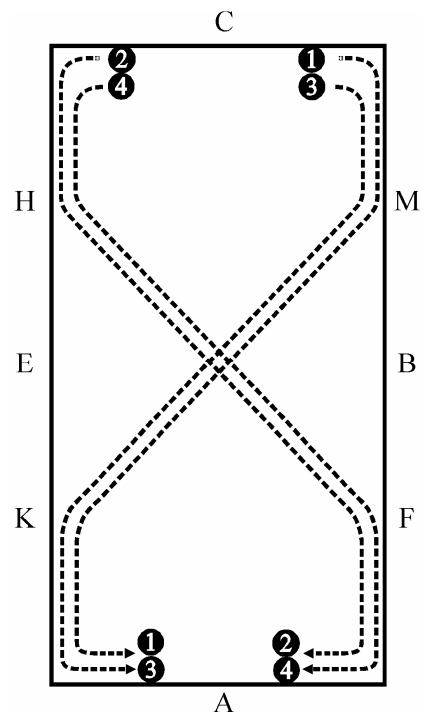
- A Up centre line in pairs.
C 1st pair 1&3 turn right and pair 2&4 turn left.



7. 3&2 canter between H & C, 1&4 canter between M&C passing right hand to right hand at C.
H or M

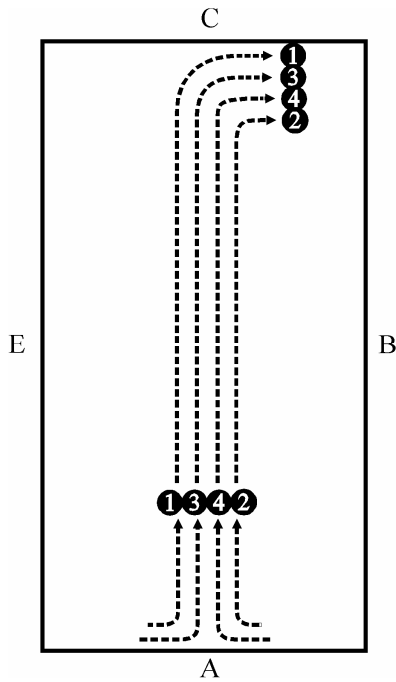


9. M or H Change rein in pairs, 1st pair crossing first.

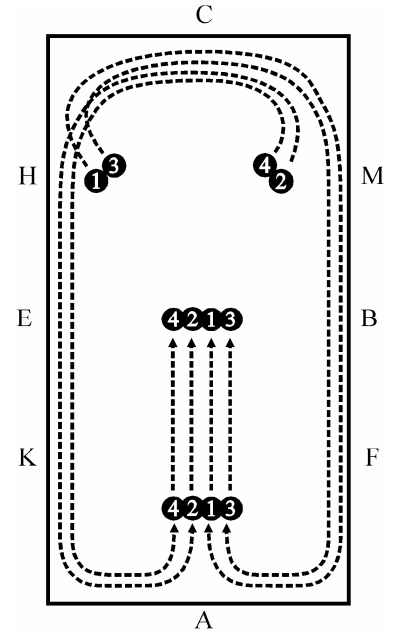


8. F or K Trot

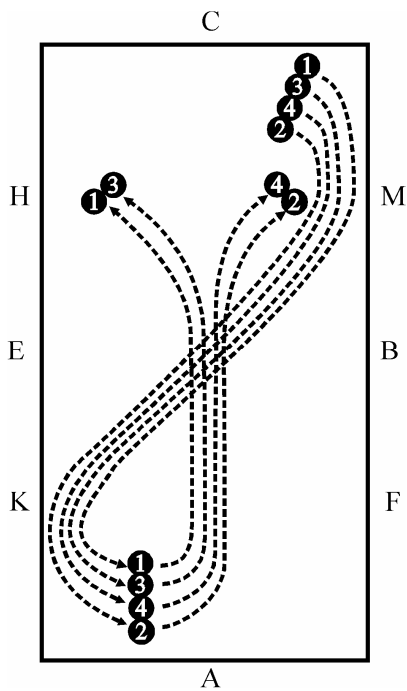
10. A Up centre line in fours
 C Turn right



12. C Between H&C and M&C canter.
 Pass right hand to right hand.
 F & K Trot
 A Centre line in fours.
 D Trot.



11. M to K Cross over in fours and change rein
 A Down centre line in fours
 X Branch off into pairs.
 2&4 to M, 1&3 to H.



13. X Halt and Salute.
 1&3 wheel right, 2&4 wheel left.
 Upon returning to centre line
 1&3 leading followed by 2&4
 Leave arena at trot.

